



















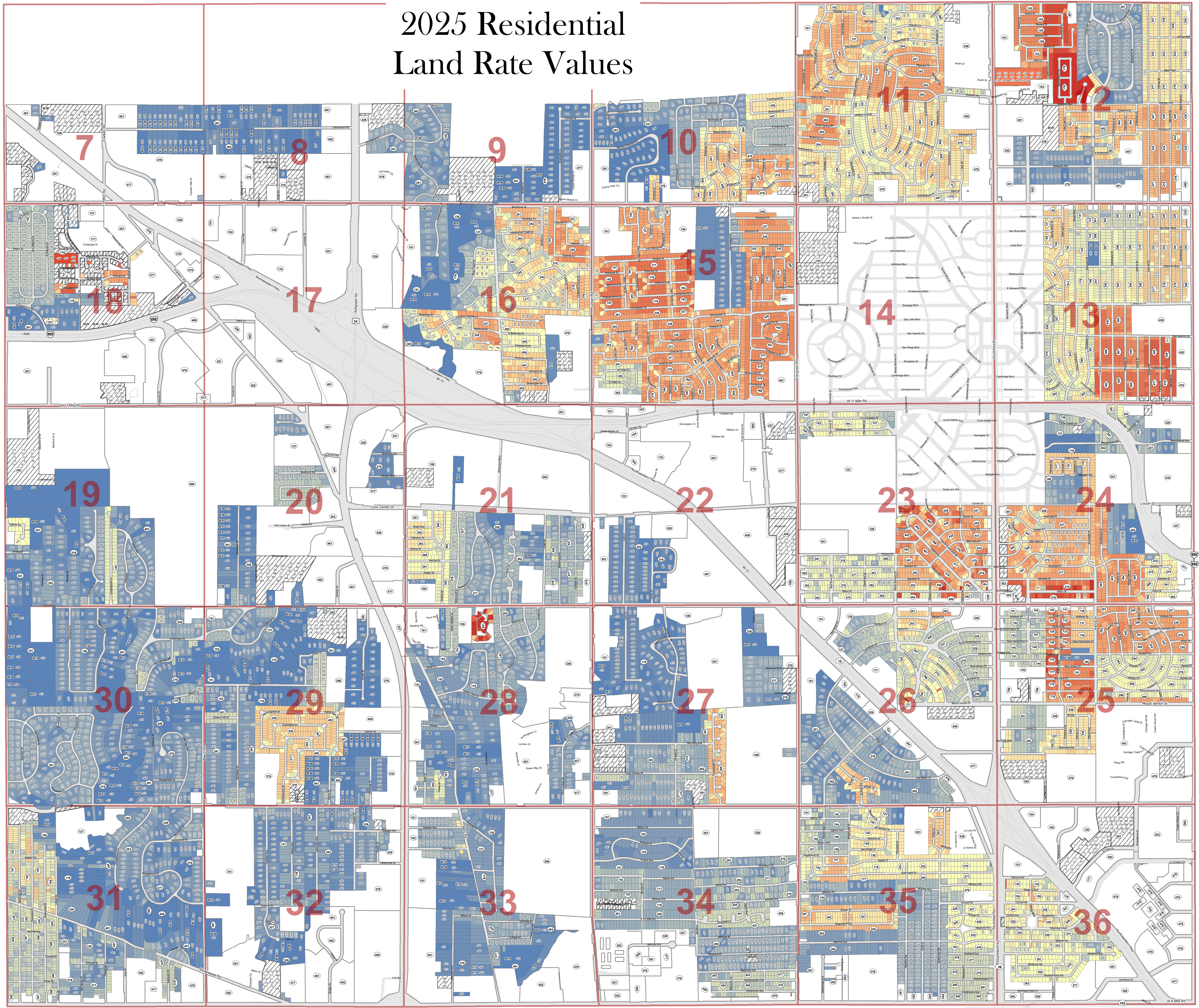


# 2025 Residential Land Rate Values

## Land Values (\$ per sq. ft.)

-  \$0.00 (SITE VALUE) (5,034)
-  \$0.01 - \$1.00 (411)
-  \$1.01 - \$1.50 (787)
-  \$1.51 - \$2.00 (1,379)
-  \$2.01 - \$2.50 (1,612)
-  \$2.51 - \$3.00 (725)
-  \$3.01 - \$3.50 (702)
-  \$3.51 - \$4.00 (949)
-  \$4.01 - \$4.50 (918)
-  \$4.51 - \$5.00 (1,529)
-  \$5.01 - \$5.50 (1,752)
-  \$5.51 - \$6.00 (1,740)
-  \$6.01 - \$6.50 (1,271)
-  \$6.51 - \$7.00 (1,774)
-  \$7.01 - \$7.50 (1,090)
-  \$7.51 - \$8.00 (551)
-  \$8.01 - \$8.50 (210)
-  \$8.51 - \$9.00 (119)
-  \$9.01 - \$12.00 (120)



Miles  
0 0.125 0.25 0.5

